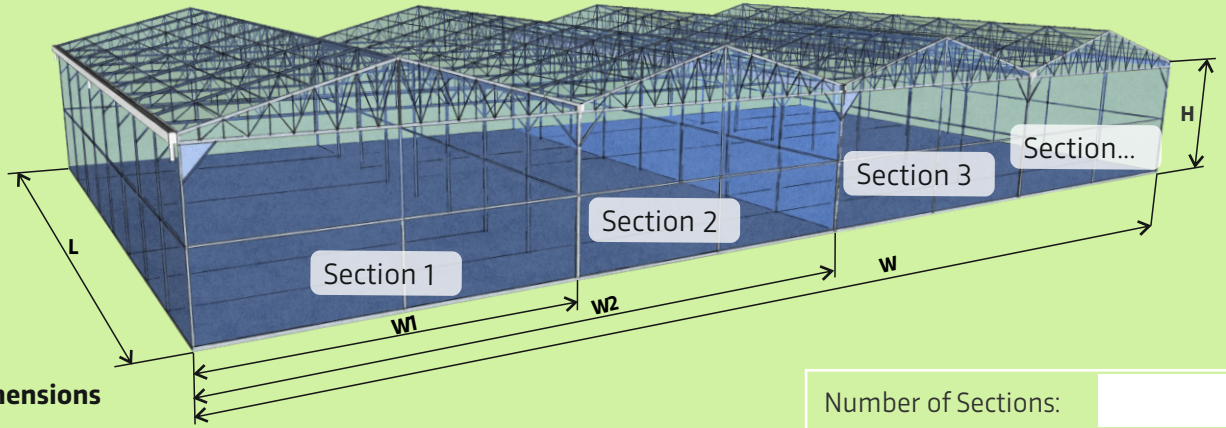


CONTACT INFORMATION

Company	<input type="text"/>	Name	<input type="text"/>
Street / Nr.	<input type="text"/>	Tel.	<input type="text"/>
Zip code / City	<input type="text"/>	Email	<input type="text"/>
Commission	<input type="text"/>	Date	<input type="text"/>

GREENHOUSE DATA



Inside dimensions

Number of Sections:

Length	L:	<input type="text"/>	m	Width	W:	<input type="text"/>	m	W1:	<input type="text"/>	m	W2:	<input type="text"/>	m
Height	H:	<input type="text"/>	m	Network connection available:	<input type="checkbox"/> yes <input type="checkbox"/> no	Existing power supply voltage	<input type="text"/>	V	<input type="text"/>	Hz	<input type="text"/>	Ph.	<input type="text"/>

AGS DATA

System type

Number of Systems

Aisle left C: m

Aisle middle D: m

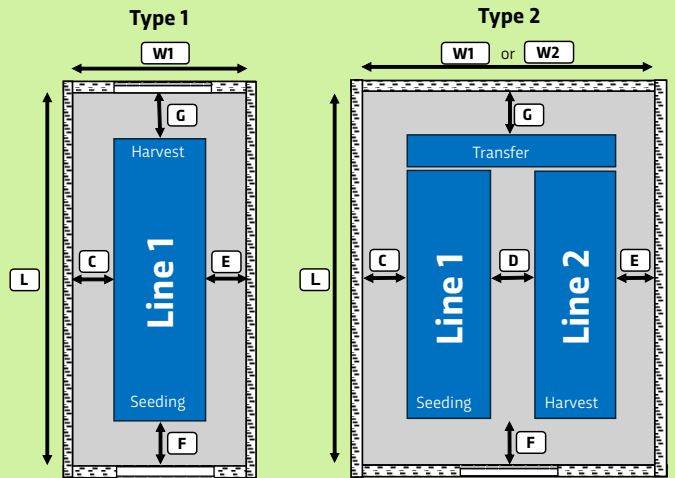
Aisle right E: m

Space at front F: m

Space at back G: m

Trolley # pieces

Inside dimensions



Does the greenhouse floor already have a slope? yes no If yes, please specify %

GUTTER DATA

Gutter type

Gutter length GL: mm

Distances Holes DH: mm

Hole size (ϕ / W3xW4) mm

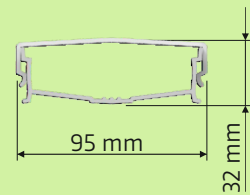
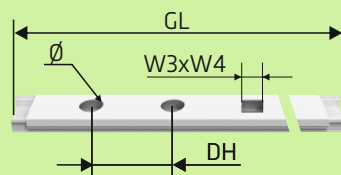
Gutter distance (") 4 6 8 10 12 14

Gutter distribution in %

Is a fertigation system required? yes no

Is a pump system required? yes no

Type 1 (NFT Channel 2-Pieces)



Type 2 (Customer-specific gutter profile)

Please attach a cross-section or sketch of the gutter.